



PAREO

WORN IN
7
DIFFERENT
WAYS


VIEW 1




Placing seam at center back, lap left front over right.



Wrap left tie end around right tie end, forming a twist.




Bring ends to front, crossing under bust.




Bring tie ends to back and knot, as shown.


VIEW 2




Placing seam at center back, lap left front over right.



Wrap left tie end around right tie end, forming a twist.




Bring ends to front, crossing under bust.




Bring tie ends to back and knot, as shown.


VIEW 3



Placing seam at center back, lap left front over right.




Bring tie ends to back neck.




Tie ends into bow, as shown.

VIEW 4




Placing seam at center back, lap left front over right.




Bring tie ends to back and knot, as shown.


VIEW 5



Placing seam at center back, lap right front over left, making sure opening edges hang straight. Twist ties to eliminate excess above bust.



Bring tie ends to front.



Tie ends into bow under bust, as shown.



Cross ends in back.



Left side lapped at upper edge and tuck excess fullness to inside over tie.



Bring ends to left side of front.



Tie ends into bow, as shown. If necessary, arrange tie into soft folds to cover twist.



Wrap back tie around front tie, forming a twist, as shown.



Bring ties down along front and back necklines and cross at right side.



Bring tie ends to back and knot.



Wrap back tie around front tie, forming a twist, as shown.



Bring ties down along front and back necklines and cross at right side.



Bring tie ends to back and knot.



Wrap tie end over each shoulder.



Cross tie ends in back.



Twist ties and bring to front under bust and cross.



Bring tie ends to back and cross again.



Bring tie ends around to front.

VIEW 6



Placing seam at right side, bring tie ends to left shoulder.

VIEW 7



Place seam at center back.

VIEW 7



Place seam at center back.



Knot and twist ends around tie, as shown.